



# Asite R15.0 – Release Notes

Dear User,

We are pleased to inform you that the latest version of the Asite Platform is now available for public use. There are many new features available for you to use, details of which you can find below.

Kind regards

**The Asite Product Team**

Introducing Adoddle!



## 1 New Functionality

Asite R15.0 – Release Notes includes the following new functionality:














### 1.1 New Website and Introducing Adoddle

<p>➔ <b>Introducing Adoddle</b></p>	<p>Adoddle is our new name for the Asite Platform. Please check out our Meet Adoddle video here: <a href="http://www.asite.com/resources/videos/">http://www.asite.com/resources/videos/</a></p>
<p>➔ <b>New Website</b></p>	<p>Our Website (<a href="http://www.asite.com">www.asite.com</a>) page has been upgraded with a new and vibrant look and feel. The new website aims to providing a simpler and more graphical interface and to cater to a wide variety of different types of users.</p>



### 1.2 Asite cBIM

<p>➔ <b>New Revit Plug-In adds support for publishing model files from Revit directly to cBIM</b></p>	<p>The Asite cBIM application extends support to publish files from Revit directly to cBIM via our new Revit Plugin. This is currently supported for the following Revit versions:</p> <ul style="list-style-type: none"> <li>• Revit Architecture 2012</li> <li>• Revit MEP 2012</li> <li>• Revit Structure 2012</li> </ul>
<p>➔ <b>Support for Windows and Mac OSX</b></p>	<p>The Asite cBIM application supports the following Operating Systems:</p> <ul style="list-style-type: none"> <li>• Windows 7 - 32-bit and 64-bit</li> <li>• Mac OSX - 64-bit</li> <li>• Windows Vista - 32-bit and 64-bit</li> <li>• Windows XP – 32-bit and 64-bit</li> </ul>
<p>➔ <b>Create Project Models</b></p>	<p>This feature enables a user to setup Models for coordination by project partners into one central model. A new Workspace Role privilege “Can Manage Project Models” is introduced and only Workspaces where a user has this privilege will be available for hosting project models.</p>
<p>➔ <b>Set Project Model Properties</b></p>	<p>This feature enables users to set the Project Model properties and edit workset information.</p>
<p>➔ <b>Add / Edit Worksets</b></p>	<p>This feature enables users Add / Edit Worksets within the Project Model and map with the project folders for viewing within the web application.</p>






 <b>Advanced Model Visualisation</b>	Asite cBIM provides an integrated 3D model viewer with interactive visualisation modes and user-friendly navigation. Users can identify models versioning and view model history at a glance from the visualisation page.
 <b>Model File Versioning and Version Comparison</b>	Users can manage model revisions automatically by uploading model files. Users have an ability to see the delta information between two model files by selecting multiple published versions and generating a cBIM delta report.
 <b>Model Activity Centre</b>	The activity centre can keep track of multiple concurrent model file publishing and model merging activities and provide the user a visual status of all their changes, including exception reporting. This is available in the system tray.
 <b>Merge Model files in Visualisation mode</b>	Users can now merge multiple model files and view them as a combined view in the Visualisation Pane.
 <b>Review Models</b>	Users can review model files by creating online mark-ups on the model from within the visualisation pane. The mark-ups that user have created are saved as a model view in the Views Manager.
 <b>Collaborate - Create and Reply Comments</b>	Users can collaborate by creating / responding to comments from within the cBIM tool and conducted threaded discussions.
 <b>Collaborate - Creating Workflows</b>	Users can initiate a workflow from the cBIM tool (such as an RFI, Submittal, Technical Design Query, Purchase Order). The list of workflows available includes Asite's entire library of industry-specific workflows as well as any custom workflow created using the Asite AppBuilder. Workflows initiated within cBIM support attaching model views and mark-ups to the workflow messages.
 <b>Attaching Model Views and Mark-Ups to Comments and Workflows</b>	Users can attach views while creating comments or Workflows.
 <b>Viewing Access Information</b>	Users can view full access history information within the cBIM application.
 <b>Viewing Revision Information</b>	Users can view full revision history information within the cBIM application.
 <b>Downloading Model files</b>	Users can download model files in both native formats as well as IFC format.
 <b>Work Offline</b>	Users can continue to work offline and access all information previously viewed in the cBIM application.
 <b>View Model file within Web App</b>	Users can also view model files online within Asite's web browser interface and make comments.


## 1.3 Document Manager

 <b>Email Notifications – Change in Subject Line</b>	The Instant Email Notification will now include the Project Name along with either the Document Reference (for document actions) or the Form ID and Form Title (for form actions) in the Subject Line.
 <b>Prefix in Comment IDs</b>	The normal Document Comments now have a prefix of DOC while BIM Model Comments now have a prefix of BIM against the Comment ID e.g. DOC-COM001 and BIM-COM001.







	<b>Organisation-level Archive</b>	The Platform is upgraded to support Organisation-level archives in addition to Project-level archives. This allows companies to request close-out documentation for all information available to their company during the project.
	<b>Workspace Preference – Include Subfolders by default</b>	A new Workspace preference has been introduced to allow individual users to control whether they prefer to include subfolders by default during searches and whilst navigating folder structures.
	<b>Prepopulate Comment Title and Description while creating Mark-ups</b>	The Comment Title and Comment Description fields are populated with the Mark-up name when launched while saving a Mark-up.

## 1.4 Reporting




	<b>New Document and Project Access Information Data Objects via Asite Report-BUILDER</b>	Asite browser-based report-builder has been enhanced with additional data objects for the Project and Document Access information.
---	--	--

## 1.5 AppBuilder


	<b>Extension to the Form Caching Mechanism where data changes dynamically</b>	The Caching mechanism is extended to provide a framework to invalidate a cache when the content of form is dynamically updated in an event in another form. E.g. in case of NEC Manager if the Quotation is populated in the Incident form, the cache of the Incident can be invalidated when a Quotation for that incident is created.
	<b>Change in sequence during Form Status Change</b>	A functional issue in the application is resolved to handle a scenario wherein if an action is assigned as part of auto-distribution and in parallel the Form Status which closes out the form is changed, the newly assigned action is not cleared but continues to remain incomplete. Similarly if an incomplete action exists the action is treated as cleared instead of completed and a new For Information action is assigned.
	<b>Support for Public Links in Forms</b>	The AppBuilder functionality is extended to be able to support public links to forms for Paper Users. The links are issued within the Instant Email notifications and External users can login to view the Form information without having to login with any credentials. Audit Trail is however captured for the user who was issued the action.
	<b>Support for auto-numbering while creating Forms.</b>	The AppBuilder functionality is upgraded with a generic mechanism to auto-generate sequence numbers while creating a new form.



## 1.6 Asite Exchange

	<b>Support for Spanish and Russian Language</b>	This feature adds support for both the Spanish and Russian languages into the Asite Exchange.
	<b>Support for Suggested Catalogue Items</b>	The Catalogue Manager is extended to support the display of suggested items in the Product Details page.
	<b>Support for Multiple Currencies</b>	The Catalogue Manager is extended to support multiple currencies at an item level. The Default currency can be amended specific to items while publishing a catalogue.

## 1.7 Administration

	<b>Support for User and Organisation creation from Team Directory and User Role Membership pages</b>	Privileged users can now create a new User and associate / create a new Organization directly from the Team Directory and User Role Membership pages.
---	--	---







## System Changes

Asite R15.0 – Release Notes has the following changes to configuration requirements and plug-ins:

## 1.8 Changes to PC Configuration Requirements (Footprint)

-  None

## 1.9 Changes to Applets / Plug-ins

-  IT Configuration Applet - **No Change**
-  Asite Viewer - **Update within Release**
-  Download Applet - **Update within Release**
-  Upload Applet: - **Update within Release**
-  Navigator - **Update within Release**
-  Asite cBIM – **New Installation within Release**

### Notes:

- Updating the applets DOES NOT require Administration rights on local machine.
- Clicking on “Always” option when prompted with a certificate will ensure that similar prompts do not happen for current as well as any other applet signed by Asite. If this option has already been activated, these updates will automatically install.
- Navigator update also does not require administrator rights
- Asite cBIM installation / update requires administrator rights "C:\Windows\System32" folder